

GTO[®]/ACCESS SYSTEMS



COMMERCIAL/RESIDENTIAL

Technology • Innovation • Quality
Since 1987



MAGNETIC GATE LOCK (R1300)

The R1300 is a heavy duty vehicular gate magnetic lock system for outdoor applications.



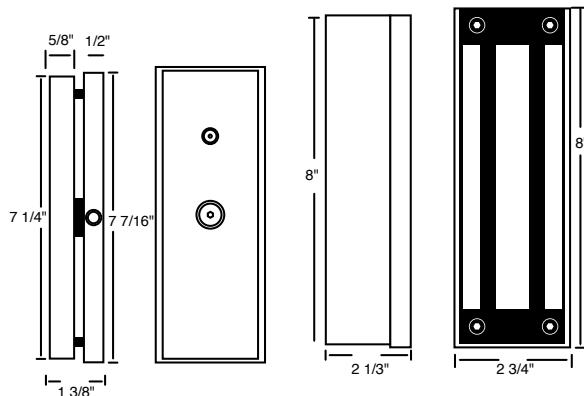
STANDARD FEATURES

- Accepts 12V DC or 24V DC voltage input.
- Heavy duty stainless steel construction.
- Designed to mount vertical or horizontal.
- Pivoting steel armature for simple alignment.
- Z-bracket for mounting included.
- Shipping weight 16 lbs. (7.25 kg).

The armature is connected to a steel mounting plate and pivots to compensate for an uneven installation, allowing for the strongest possible connection with the lock. The R1300 is simply the best choice for a fast and reliable magnetic lock installation. With 1300 lbs.(590 kg) of holding force, the R1300 provides strong and reliable protection on vehicular gates.

Armature

Magnet



Model R1300 vehicular gate lock with 1300 lbs. holding force

AVAILABLE FROM:

1-800-543-GATE (4283) • WWW.GTOACCESS.COM

GTO®, GTO/PRO®, Bulldog®, GTO Access Systems™, are trademarks of GTO, Inc. and are the exclusive property of GTO, Inc. ("GTO"). All rights are reserved by GTO, and these marks may not be used, in any for without the prior, written permission of GTO. Copyright © 2009